




Bahia - Baja Banner



- Time limited events, sponsoring, vertical attractive signers.
- Ideal size for indoor use.
- Flags can be easily changed.
- Different shapes available.
- Easy and fast assembling (3 minutes).
- Light weight system (2,5kg + carrying bag).
- Available per unit (digital print).





Technical specifications



Description

- Poles made out of anodized aluminium fitting into each other and blocked with a "click" system.
- Curve given by a stainless steel dart.
- Compatible with standard parasol feet (external segment $\varnothing = 30\text{mm}$).
- Different bases available (vario-drill, parasol feet, ...).
- Flags made out of Polyester 100% 3-Threads or Maya.
- Reinforced hem at the top made out of the same cloth and colour as the flag.
- Fastening bottom clip.
- Packing : in cardboard boxes per unit (14x14x133cm).
- Carrying bag available.



Sizes

Single format :

- Bahia : 190x76,5cm
- Total height of the pole :
 - Indoor : 230cm
 - Outdoor : 265cm

Number of segments per size :

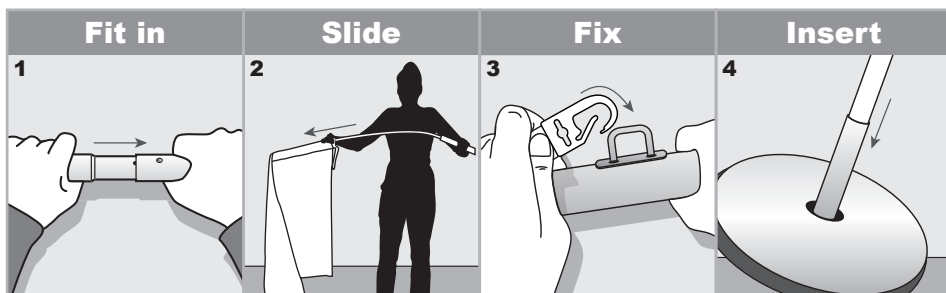
	A	B	C
190x76,5cm	1x	1x	1x



Assembling

1. Fit the segments into each other starting with the base (C) and finishing with the dart (A).
2. Slide the pole into the flag.
3. Fix the flag on the hook of the segment (C) thanks to the clip.
4. Insert the pole in the base.

Employement disadvised by winds higher than 5/6 Beaufort.



Bases


Several bases are available.

Do never block the pole in the base when the "Bahia" model is outside, you must allow him to rotate.


> Outdoor



> Indoor



> Outdoor



> Indoor

